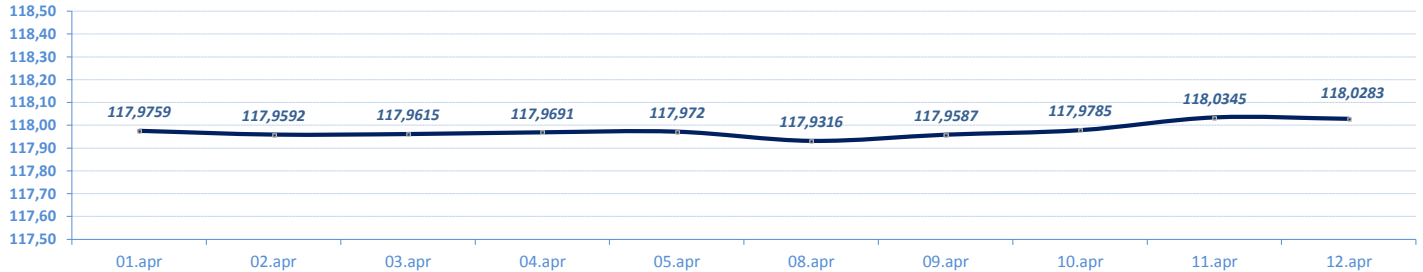


**VESTI / NEWS**

- **SREDNJI KURS EUR/RSD**: Dinar ojačao u odnosu na evro za 0,0062 dinara, srednji kurs **118,0283**. Obim međubankarske trgovine evrom na dan 11. april do 12:30h iznosio je 11 miliona evra. NBS nije intervenisala na međubankarskom tržištu (od početka godine ukupno prodala 130 miliona evra i kupila 215 miliona evra).
- **BEOGRADSKA BERZA**: Indeksi zabeležili pad vrednosti, BELEX15 niži za 0,43 odsto, BELEXline za 0,21 odsto. Promet **veći** u odnosu na prethodni dan, na regulisanom tržištu najviše trgovano akcijama Messer Tehnogasa, Aerodroma Nikola Tesla, Komercijalne banke, NIS-a i Energoprojekt holdinga.

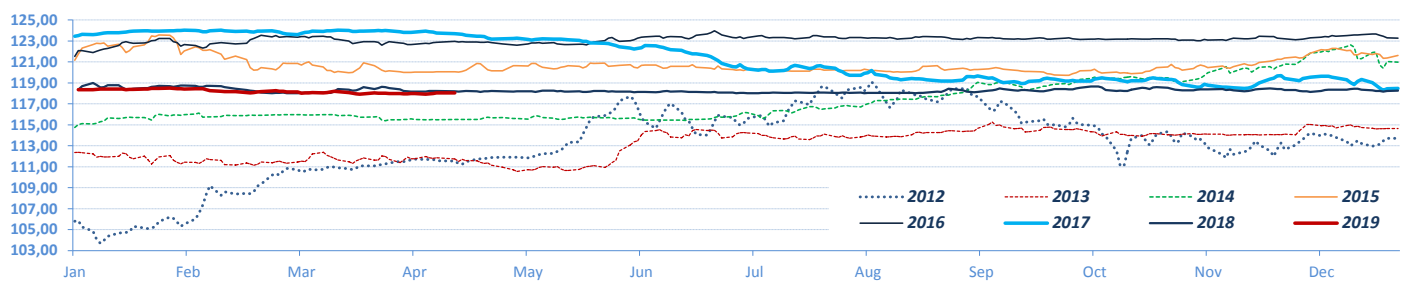
**DEVIZNO TRŽIŠTE / FX MARKET**

**EUR / RSD** (Srednji kurs / Official Middle Rate) ► 10 dana / 10 days

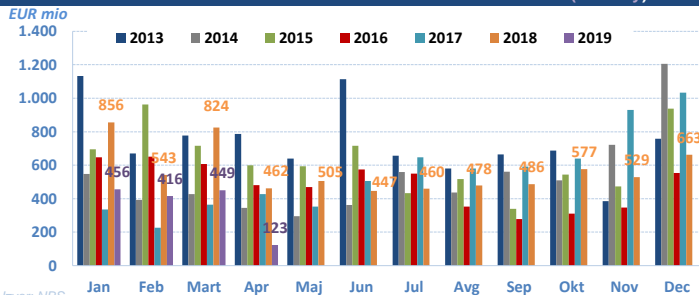


Izvor/Source: NBS

**EUR / RSD** (Srednji kurs/ Official middle rate) ► Jan - ....

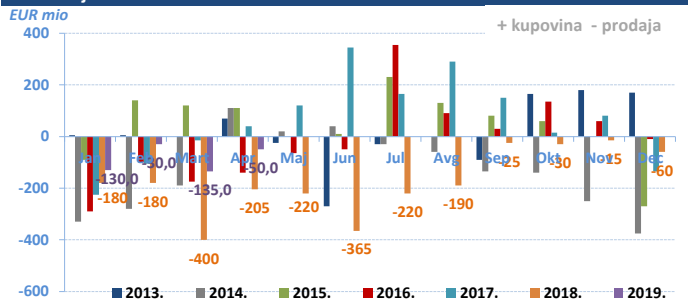


**Promet na međubankarskom tržištu / Volumes on FX Interbank market (eur only)**

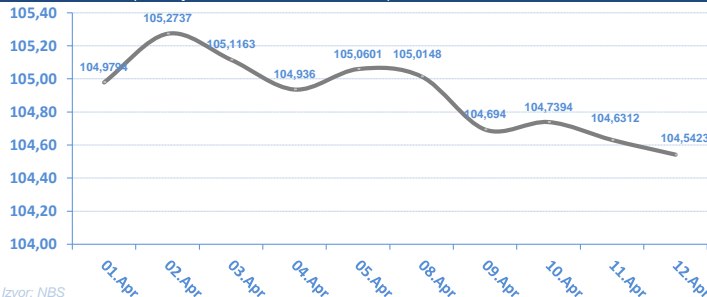


Izvor: NBS

**Intervencije NBS na deviznom tržištu / NBS Interventions on FX interbank market**

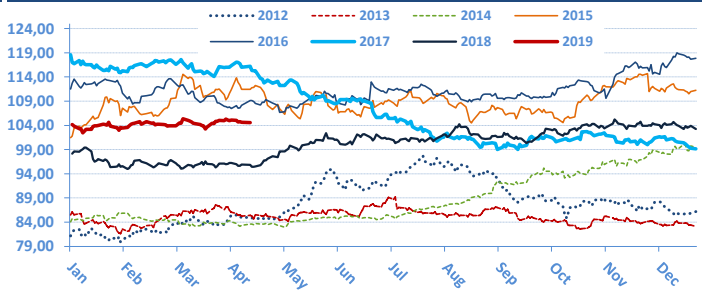


**USD / RSD** (Srednji kurs / Official middle rate) ► 10 dana / 10 days



Izvor: NBS

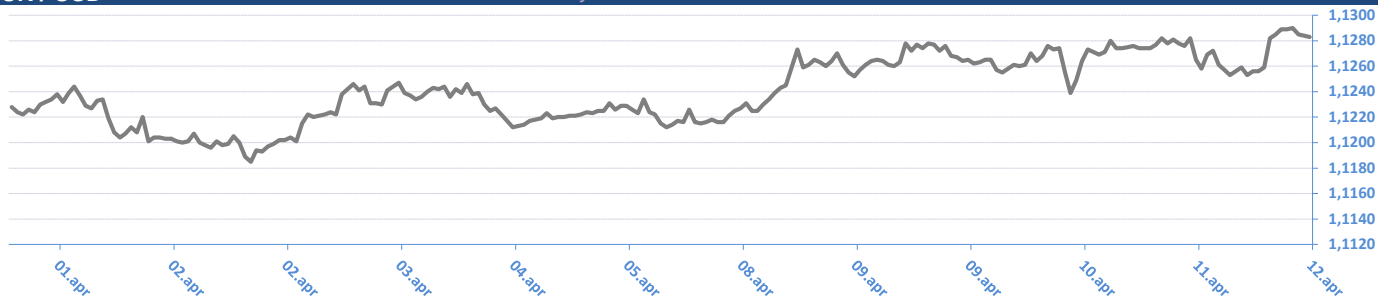
► Jan - ....



Monthly change	EUR/RSD	%	USD/RSD	%	Yearly change	EUR/RSD	%	USD/RSD	%
01.04.19	117,9759	-0,13%	104,9794	1,06%	12.04.19	118,0283	-0,27%	104,5423	6,53%
01.03.19	118,1291	-0,25%	103,8772	0,32%	03.01.19	118,3439	0,00%	104,1851	6,16%
01.02.19	118,4266	0,07%	103,5469	-0,61%	03.01.18	118,3431	-4,14%	98,1367	-17,25%
03.01.19	118,3439	0,10%	104,1851	0,14%	04.01.17	123,4512	1,59%	118,6004	6,34%
03.12.18	118,2313	-0,06%	104,0402	-0,27%	04.01.16	121,5145	0,30%	111,5324	9,90%
01.11.18	118,2984	-0,07%	104,3196	2,19%	05.01.15	121,1543	5,58%	101,4863	20,72%
01.10.18	118,3868	0,19%	102,0840	0,29%	03.01.14	114,7559	2,14%	84,0641	-1,67%
03.09.18	118,1567	0,08%	101,7890	0,71%	03.01.13	112,3495	6,20%	85,4889	5,32%
01.08.18	118,0618	0,04%	101,0717	-0,27%	04.01.12	105,7880	-0,21%	81,1693	2,16%
02.07.18	118,0142	-0,12%	101,3432	0,06%	04.01.11	106,0156	10,47%	79,4541	18,48%
01.06.18	118,1616	-0,02%	101,2785	2,74%	04.01.10	95,9679	7,17%	67,0635	4,25%
03.05.18	118,1901	-0,04%	98,5821	-1,41%	05.01.09	89,5436	12,27%	64,3273	18,68%
02.04.18	118,2345		99,9937		03.01.08	79,7577		54,2016	

**EUR / USD**

► 10 dana / 10 days

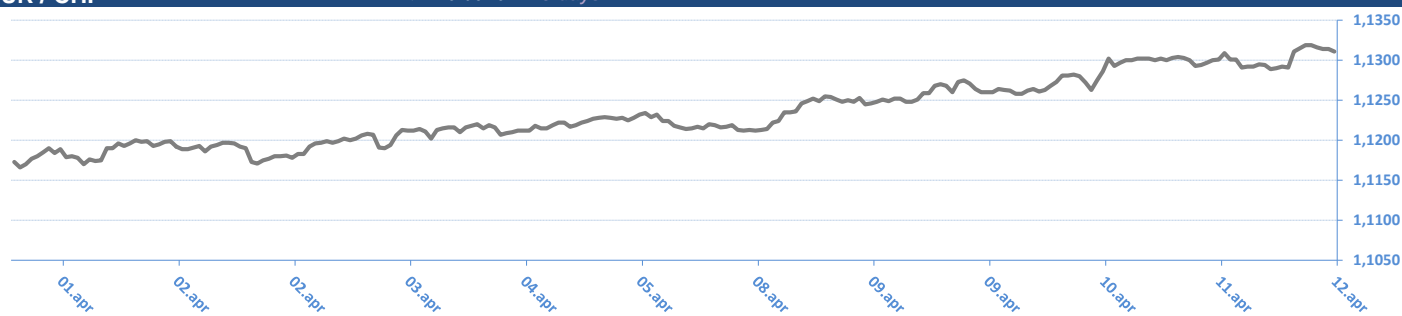


**EUR / USD**



**EUR / CHF**

► 10 dana / 10 days



**EUR / CHF**



Izvor / Source: Reuters

12.04.2019 09:09:46

**EUR / XX**

Valutni par / CCY pair	Kupovni/BID	Prodajni/ASK
EUR/USD	1,1283	1,1286
EUR/JPY	126,2000	126,2100
EUR/GBP	0,8639	0,8642
EUR/CHF	1,1313	1,1316
EUR/DKK	7,4648	7,4653
EUR/NOK	9,6219	9,6264
EUR/SEK	10,4740	10,4790
EUR/CAD	1,5089	1,5090
EUR/AUD	1,5831	1,5833
EUR/HUF	322,1600	322,4600
EUR/CZK	25,6190	25,6290
EUR/PLN	4,2841	4,2850
EUR/HRK	7,4300	7,4350
EUR/RUB	72,9051	72,9341
EUR/NZD	1,6763	1,6765

**USD / XX**

Valutni par / CCY pair	Kupovni/BID	Prodajni/ASK
USD/EUR	0,8861	0,8861
USD/JPY	111,8200	111,8600
USD/GBP	0,7656	0,7659
USD/CHF	1,0025	1,0027
USD/DKK	6,6144	6,6164
USD/NOK	8,5269	8,5309
USD/SEK	9,2814	9,2844
USD/CAD	1,3372	1,3373
USD/AUD	1,4029	1,4031
USD/HUF	285,5700	285,7200
USD/CZK	22,7010	22,7160
USD/SKK	21,5460	21,6000
USD/PLN	3,7967	3,7972
USD/HRK	6,5834	6,5907
USD/RUB	64,6005	64,6520
USD/NZD	1,4857	1,4859

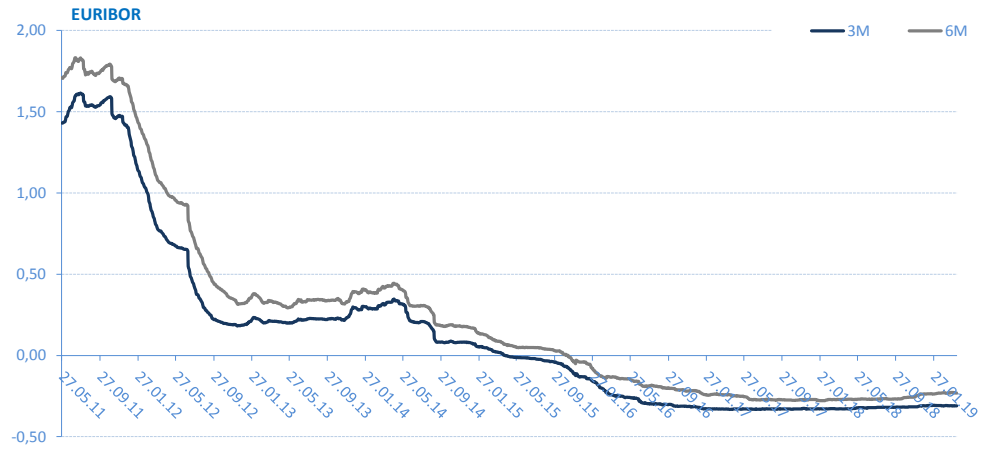
\* Međunarodno devizno međubankarsko tržište / International FX Interbank Market

Izvor / Source: Reuters

EURIBOR

SW	-0,378
1M	-0,367
3M	-0,310
6M	-0,232
1Y	-0,112

\* Izvor: Reuters; Objavljeno prethodnog radnog dana



Kamatne stope Centralnih Banaka

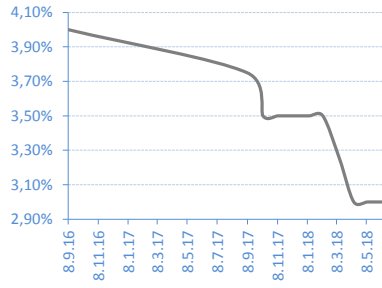
Interest rates of Central banks

CB	Kamatna stopa/Interest rate
USD	2,50
EUR	0,00
GBP	0,75
CAD	1,75
AUD	1,50
JPY	0,10

\* Izvor: Reuters; Objavljeno prethodnog radnog dana

REFERENTNA KAMATNA STOPA NBS / NBS Key Policy Rates

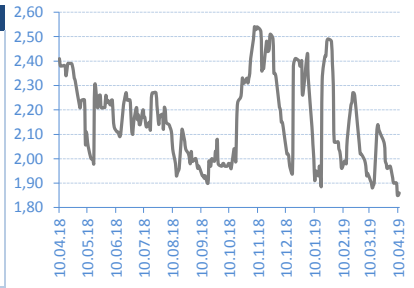
Date	Rate	Change (%)
08.06.18	3,00%	0,00%
10.05.18	3,00%	0,00%
12.04.18	3,00%	-7,69%
14.03.18	3,25%	-7,14%
08.02.18	3,50%	0,00%
11.01.18	3,50%	0,00%
07.12.17	3,50%	0,00%
09.11.17	3,50%	0,00%
09.10.17	3,50%	-6,67%
07.09.17	3,75%	



\* Izvor/Source: NBS

BEONIA

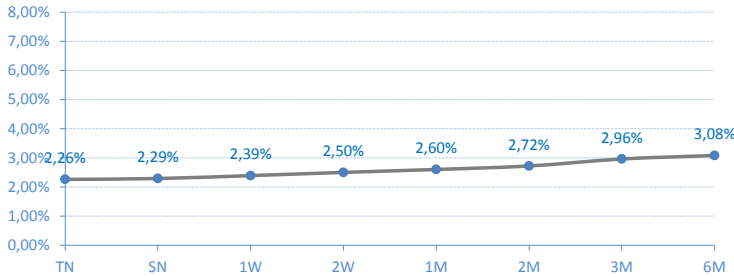
Date	Rate	Change (%)
11.04.19	1,86%	0,54%
10.04.19	1,85%	0,00%
09.04.19	1,85%	-2,63%
08.04.19	1,90%	0,00%
05.04.19	1,90%	-1,04%
04.04.19	1,92%	-1,03%
03.04.19	1,94%	-1,02%
02.04.19	1,96%	-0,51%
01.04.19	1,97%	0,51%
29.03.19	1,96%	



\* Izvor/Source: Reuters; Objavljeno prethodnog radnog dana / Published on previous working day

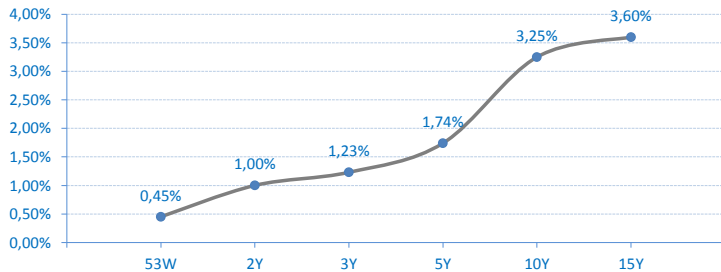
Kamatne stope/Prinos na tržištu / Market Interest Rates

Belibor



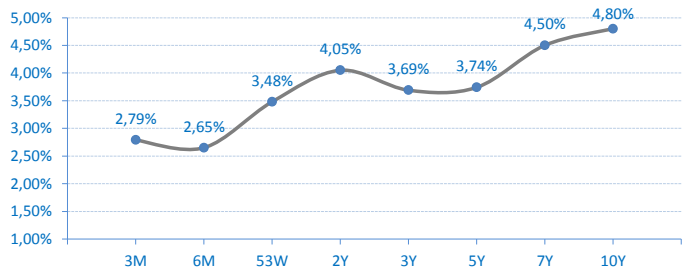
Državne HOV Republike Srbije u Evrima - prinosi sa poslednje aukcije

Government bonds (EUR) of Republic of Serbia - yield on last primary auction



Državne HOV Republike Srbije u Dinarima - prinosi sa poslednje aukcije

Government bonds (RSD) of Republic of Serbia - yield on last primary auction



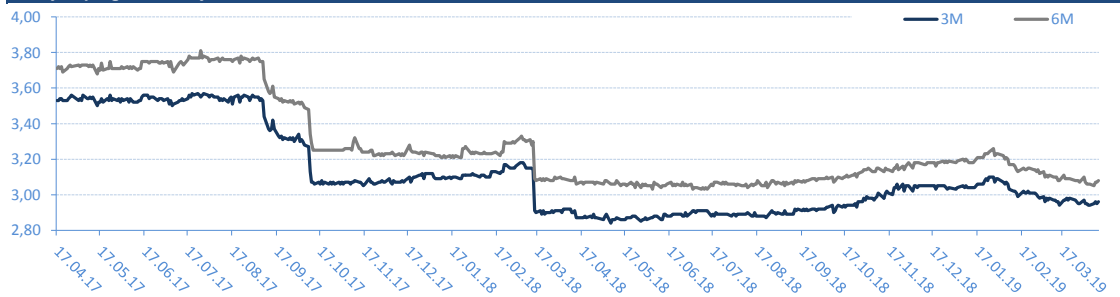
BELIBOR

Trenutne stope / Current rates

TN	2,26%
SN	2,29%
1W	2,39%
2W	2,50%
1M	2,60%
2M	2,72%
3M	2,96%
6M	3,08%

\* Izvor/Source: Reuters; Objavljeno prethodnog radnog dana / Published on previous working day

Istorijski pregled kretanja 6M i 3M Belibor-a / Historical overview of 6M and 3M Belibor rates



T-BILLS 3M - RSD

Date	Rate	Realisation
14.01.16	2,79%	100,00%
05.11.15	2,94%	100,00%
15.10.15	3,00%	92,18%
06.08.15	4,40%	96,26%
16.07.15	4,79%	98,47%
07.05.15	5,63%	92,92%
16.04.15	6,45%	100,00%
05.02.15	6,95%	45,05%



T-BILLS 6M - RSD

Date	Rate	Realisation
01.09.16	2,65%	23,03%
03.03.16	3,25%	96,46%
03.12.15	3,25%	97,22%
08.10.15	4,09%	100,00%
03.09.15	4,57%	87,90%
04.06.15	5,25%	93,30%
05.03.15	7,00%	21,33%
04.12.14	7,10%	100,00%



T-BILLS 53W - RSD

Date	Rate	Realisation
06.02.17	3,48%	17,91%
21.12.16	3,49%	32,22%
15.11.16	3,57%	45,64%
28.09.16	3,58%	52,92%
27.07.16	3,59%	49,07%
07.06.16	4,01%	78,06%
15.03.16	4,01%	16,73%
02.02.16	4,09%	63,42%



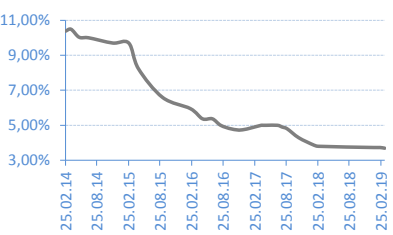
G-BONDS 2Y - RSD

Date	Rate	Realisation
24.10.17	4,05%	116,30%
13.06.17	4,65%	51,56%
16.05.17	4,65%	43,95%
21.03.17	4,65%	100,00%
13.02.17	4,74%	78,80%
10.01.17	4,74%	23,25%
13.06.16	4,30%	95,67%
10.03.16	4,95%	56,41%



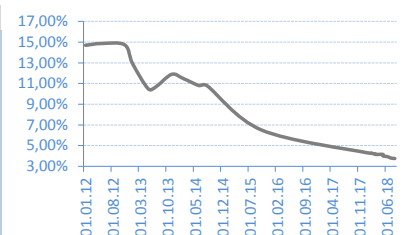
G-BONDS 3Y - RSD

Date	Rate	Realisation
19.03.19	3,69%	112,71%
20.02.19	3,73%	120,53%
15.01.19	3,73%	60,94%
28.02.18	3,80%	100,00%
30.01.18	3,88%	34,77%
06.11.17	4,29%	97,97%
31.08.17	4,80%	100,00%
02.08.17	4,90%	81,63%



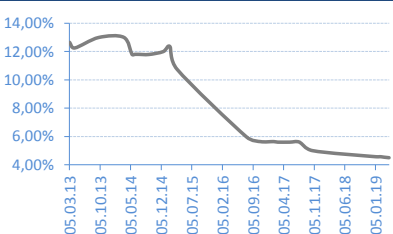
G-BONDS 5Y - RSD

Date	Rate	Realisation
11.09.18	3,74%	98,60%
14.08.18	3,75%	65,62%
17.07.18	3,80%	40,58%
05.06.18	3,95%	35,67%
22.05.18	3,99%	26,18%
08.05.18	4,15%	97,00%
24.04.18	4,15%	52,31%
10.04.18	4,15%	32,63%



G-BONDS 7Y - RSD

Date	Rate	Realisation
10.04.19	4,50%	82,41%
05.03.19	4,54%	58,46%
12.02.19	4,57%	34,68%
30.01.19	4,57%	30,41%
09.01.19	4,57%	52,59%
23.10.17	5,00%	100,00%
25.07.17	5,60%	37,14%
17.05.17	5,60%	43,41%



G-BONDS 10Y - RSD

Date	Rate	Realisation
07.08.18	4,80%	26,87%
10.07.18	4,85%	36,97%
15.05.18	4,90%	96,72%
03.04.18	5,17%	26,55%
20.03.18	5,17%	83,61%
06.03.18	5,20%	203,57%



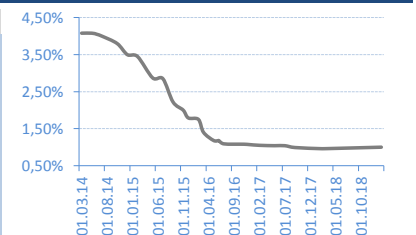
T-BILLS 53W - EUR

Date	Rate	Realisation
21.05.18	0,45%	100,00%
18.01.18	0,47%	98,00%
05.12.17	0,48%	100,00%
30.08.17	0,55%	50,00%
15.05.17	0,70%	91,30%
20.03.17	0,74%	60,00%
12.01.17	0,78%	46,20%
29.11.16	0,78%	100,00%



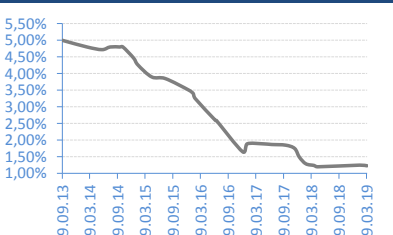
G-BONDS 2Y - EUR

Date	Rate	Realisation
19.02.19	1,00%	142,00%
22.03.18	0,96%	25,62%
01.02.18	0,96%	52,00%
14.09.17	0,99%	53,60%
12.07.17	1,04%	16,80%
23.05.17	1,04%	99,00%
14.02.17	1,05%	95,35%
06.12.16	1,07%	66,00%



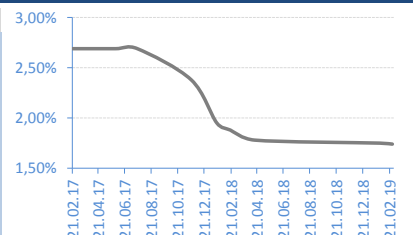
G-BONDS 3Y - EUR

Date	Rate	Realisation
12.03.19	1,23%	50,04%
23.01.19	1,25%	32,10%
20.04.18	1,20%	35,96%
28.03.18	1,24%	99,29%
02.02.18	1,29%	100,00%
21.12.17	1,49%	100,00%
20.11.17	1,75%	49,70%
21.09.17	1,85%	100,00%



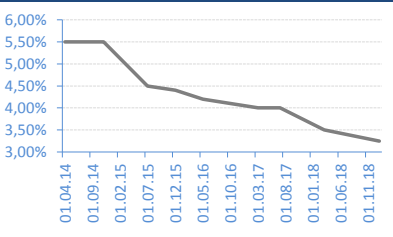
G-BONDS 5Y - EUR

Date	Rate	Realisation
27.02.19	1,74%	37,84%
29.01.19	1,75%	41,25%
16.04.18	1,78%	52,41%
19.02.18	1,88%	79,99%
19.01.18	1,95%	80,28%
21.11.17	2,38%	100,00%
20.07.17	2,69%	100,00%
31.05.17	2,69%	100,00%



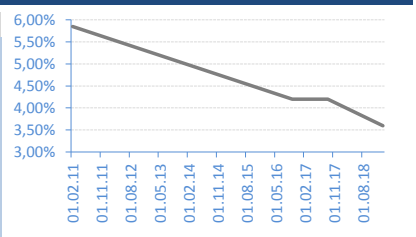
G-BONDS 10Y - EUR

Date	Rate	Realisation
16.01.19	3,25%	139,40%
26.03.18	3,50%	86,85%
13.07.17	4,00%	42,95%
15.03.17	4,00%	65,60%
25.05.16	4,20%	96,00%
04.12.15	4,40%	100,00%
28.07.15	4,50%	76,77%
19.11.14	5,50%	100,00%



G-BONDS 15Y - EUR

Date	Rate	Realisation
06.02.19	3,60%	100,00%
06.09.17	4,20%	70,13%
19.10.16	4,20%	100,00%



## AKCIJE / Shares - REGULISANO TRŽIŠTE / REGULATED MARKET

## Najtrgovanije HOV / Most Active

	Symbol	Closing price	% Change	Open	Max	Min	No of Trades	Volume	Volume RSD
Messer Tehnogas a.d. Beograd	TGAS	11.500	0,88%	11.400	11.500	11.400	8	951	10.936.400
Aerodrom Nikola Tesla a.d. Beograd	AERO	850	0,00%	850	850	840	46	5.014	4.261.890
Komercijalna banka a.d. Beograd	KMBN	2.712	-1,38%	2.712	2.712	2.712	7	350	949.200
NIS a.d. Novi Sad	NIIS	736	-0,14%	731	737	731	35	1.136	835.582
Energoprojekt holding a.d. Beograd	ENHL	661	1,54%	661	661	661	9	1.068	705.948

## Dobitnici / Gainers

	Symbol	Closing price	% Change	Open	Max	Min	No of Trades	Volume	Volume RSD
Progres u restrukturiranju a.d. Beograd	PRGS	12	9,09%	12	12	12	1	1.000	12.000
Kopaonik a.d. Beograd	KOPB	5.000	4,17%	5.000	5.000	5.000	1	6	30.000
Energoprojekt holding a.d. Beograd	ENHL	661	1,54%	661	661	661	9	1.068	705.948
Messer Tehnogas a.d. Beograd	TGAS	11.500	0,88%	11.400	11.500	11.400	8	951	10.936.400
Dunav osiguranje a.d. Beograd	DNOS	1.682	0,60%	1.682	1.682	1.682	1	20	33.640

## Gubitnici / Decliners

	Symbol	Closing price	% Change	Open	Max	Min	No of Trades	Volume	Volume RSD
Soja protein a.d. Becej	SJPT	175	-2,78%	176	176	172	16	1.721	301.412
Metalac a.d. Gornji Milanovac	MTLC	2.051	-1,72%	2.051	2.051	2.051	1	5	10.255
Komercijalna banka a.d. Beograd	KMBN	2.712	-1,38%	2.712	2.712	2.712	7	350	949.200
Fintel energija a.d. , Beograd	FINT	540	-0,55%	540	540	540	1	20	10.800
Komercijalna banka a.d. Beograd	KMBNPB	1.001	-0,20%	1.001	1.001	1.001	1	83	83.083

## AKCIJE / SHARES - MTP

## Najtrgovanije HOV / Most Active

	Symbol	Closing price	% Change	Bid (Volume)	Ask (Volume)	No of Trades	Volume	Volume RSD
Kosmaj mermer a.d. Mladenovac	KSMRM	190	-24,90%	190	190	190	1	4.667
Ikarbus a.d. Beograd	IKRB	176	-44,48%	238	159	176	53	3.590
Putevi a.d. Uzice	PUUE	125	0,00%	125	125	125	1	1.000
Rudo a.d. Beograd	RUDO	149	0,00%	149	149	149	1	141
Intereuropa - logisticke usluge a.d. Dobanovci	INEU	30.000	0,00%	30000	29999	30000	2	81

## Dobitnici / Gainers

	Symbol	Closing price	% Change	Bid (Volume)	Ask (Volume)	No of Trades	Volume	Volume RSD
Centroprojekt arhitektura inst. i konst. a.d. Beograd	CERO	1.000	23,46%	1000	1000	1000	5	66

## Gubitnici / Decliners

	Symbol	Closing price	% Change	Bid (Volume)	Ask (Volume)	No of Trades	Volume	Volume RSD
Ikarbus a.d. Beograd	IKRB	176	-44,48%	238	159	176	53	3.590
Kosmaj mermer a.d. Mladenovac	KSMRM	190	-24,90%	190	190	190	1	4.667
Dunav Re a.d. Beograd	DNREM	13000	-8,45%	13000	13000	13000	1	9
Potisje precizni liv a.d. Ada	PPLA	322	-2,42%	322	322	322	4	62

## Kontakti / Contacts:

**Srdan Tomašević**

srdjan.tomasevic@erstebank.rs

Trgovanje / Trading

011/220 9116

**Aleksandar Zarić**

aleksandar.zaric@erstebank.rs

Prodaja / Sales

011/220 9198

**Aleksandra Parčetić**

aleksandra.parcetic@erstebank.rs

Brokersko poslovanje / Brokerage

011/220 9159

**Vladimir Vulević**

vladimir.vulevic@erstebank.rs

Podrška i Razvoj / Support and Development

011 / 201 50 50

**Nenad Đurović**

nenad.djurovic@erstebank.rs

Trgovanje / Trading

011/ 220 9115

**Dušan Stević**

dusan.stevic@erstebank.rs

Prodaja / Sales

011/220 9118

**Danijela Stojanović**

danijela.stojanovic@erstebank.rs

Prodaja / Sales

011/ 220 9132

**Marija Đorđević**

marija.djordjevic@erstebank.rs

Brokersko poslovanje / Brokerage

011/220 9110

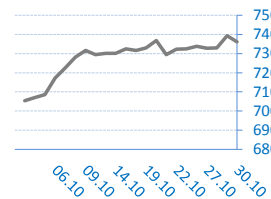
Izveštaj sačinio / Prepared by: Sektor sredstava / Treasury division

Informacije i cene iz ovog pregleda dobijene su iz izvora za koje verujemo da su pouzdani ali ne garantujemo njihovu tačnost i potpunost. Navedene informacije su važeće samo u trenutku njihovog sastavljanja a objavljuju se u čiju opšteg informisanja, pri čemu ne predstavljaju bilo kakav oblik investicionog saveta niti preporuke za investiranje niti na bilo koji način obavezuju Erste Bank ad Novi Sad u pogledu odgovornosti za štetu nastalu upotrebom informacija iz ovog pregleda.

The information and prices in this review are obtained from sources that we believe are reliable, but we do not guarantee their accuracy and completeness. The mentioned information is valid only at the time of their compilation and are published in the general information, whereby they do not represent any form of investment advice or recommendations for investing or in any way obligate Erste Bank ad Novi Sad in respect of liability for damages arising from the use of information referred to in of this review.

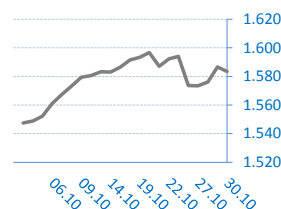
## BELEX15

Vrednost / Value	736,14
Promena / Change	-3,15
%	-0,43%



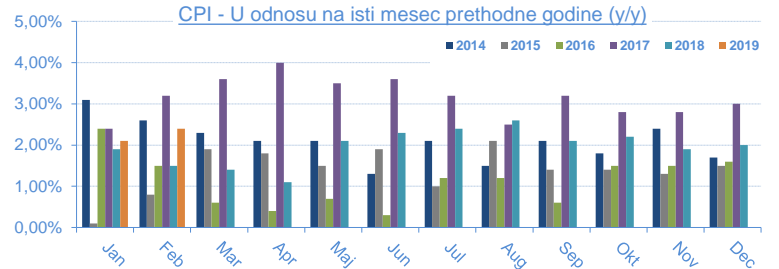
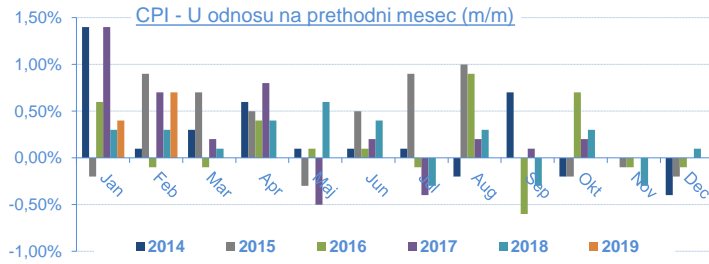
## BELEXline

Vrednost / Value	1.583,48
Promena / Change	-3,27
%	-0,21%



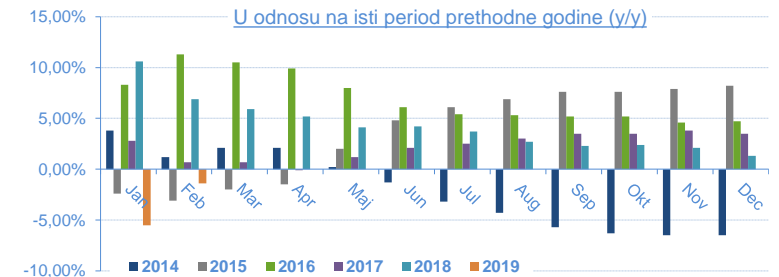
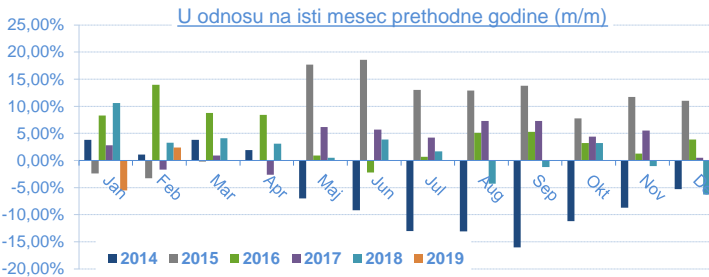
**Indeks potrošačkih cena (Consumer Price Index - CPI) / 2018**

	Jan	Feb	Mar	Apr	Maj	Jun	Jul	Aug	Sep	Okt	Nov	Dec
U odnosu na prethodni mesec (m/m)	0,40%	0,70%										
U odnosu na isti mesec 2018. (y/y)	2,10%	2,40%										
U odnosu na decembar 2018.		1,10%										
Datum objavljivanja / Published date	22.02.19	12.03.19										



**INDUSTRIJSKA PROIZVODNJA / Industrial production / 2019**

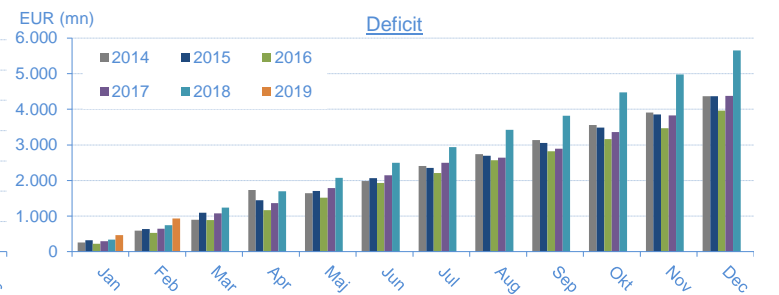
	Jan	Feb	Mar	Apr	Maj	Jun	Jul	Aug	Sep	Okt	Nov	Dec
U odnosu na isti mesec 2018 (m/m)	-5,50%	2,40%										
U odnosu na isti period 2018 (jan-...) (y/y)	-5,50%	-1,40%										
U odnosu na prosek 2018	-12,20%	-7,40%										
Datum objavljivanja / Published date	28.02.19	29.03.19										



**SPOLJNOTRGOVINSKA ROBNA RAZMENA / External Trade / 2019**

\* u eur mln

Mesec/Month	Jan	Feb	Mar	Apr	Maj	Jun	Jul	Aug	Sep	Okt	Nov	Dec
Ukupna spoljnotrg.razmena (Jan-...) / Total	2.840,40	6.015,80										
Promena / Yearly change	7,80%	9,80%										
Vrednost izvoza (Jan-...) / Export	1.186,90	2.539,90										
Promena / Yearly change	3,00%	7,10%										
Vrednost uvoza (Jan-...) / Import	1.653,50	3.475,90										
Promena / Yearly change	11,50%	11,70%										
Deficit (jan-...)	466,70	936,00										
Promena / Yearly change	40,90%	26,50%										
Pokrivenost uvoza izvozom (Export/Import ratio)	71,80%	73,10%										
Datum objavljivanja / Published date	12.03.19	29.03.19										



**BUDŽETSKI BALANS / Budget balance**

\* u rsd mln

Budžetski balans u 2018.	32.183,97
January 2019	23.620,61
February 2019	-1.429,81
March 2019	
April 2019	
May 2019	
June 2019	
July 2019	
August 2019	
September 2019	
October 2019	
November 2019	
December 2019	
Budžetski balans u 2019. / Total 2019	22.190,80
Planirani deficit u 2019. / Planned	-3.344,12
Ostvarenje plana / Realisation	
Datum ažuriranja / Published date	04.04.19

